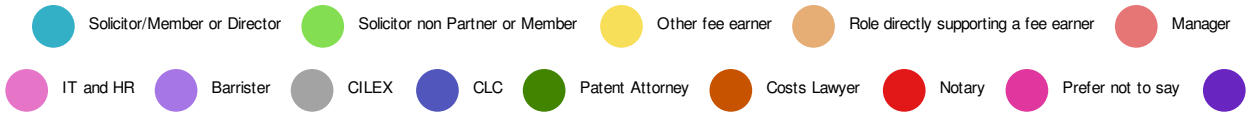
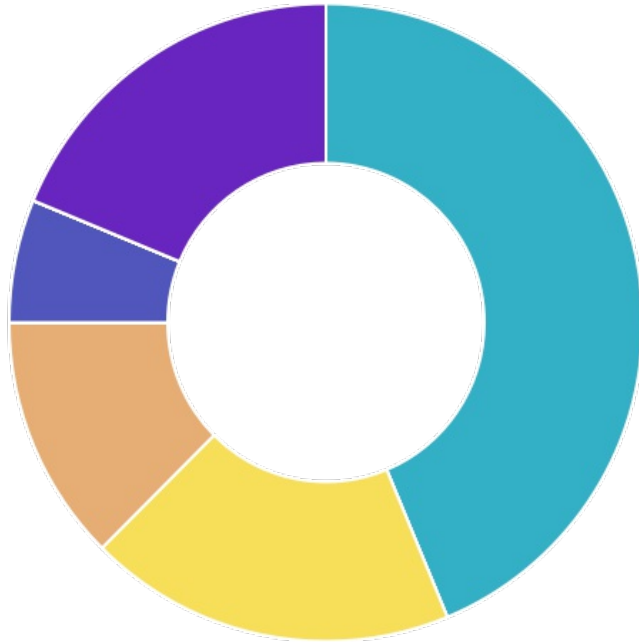


# Quick Report

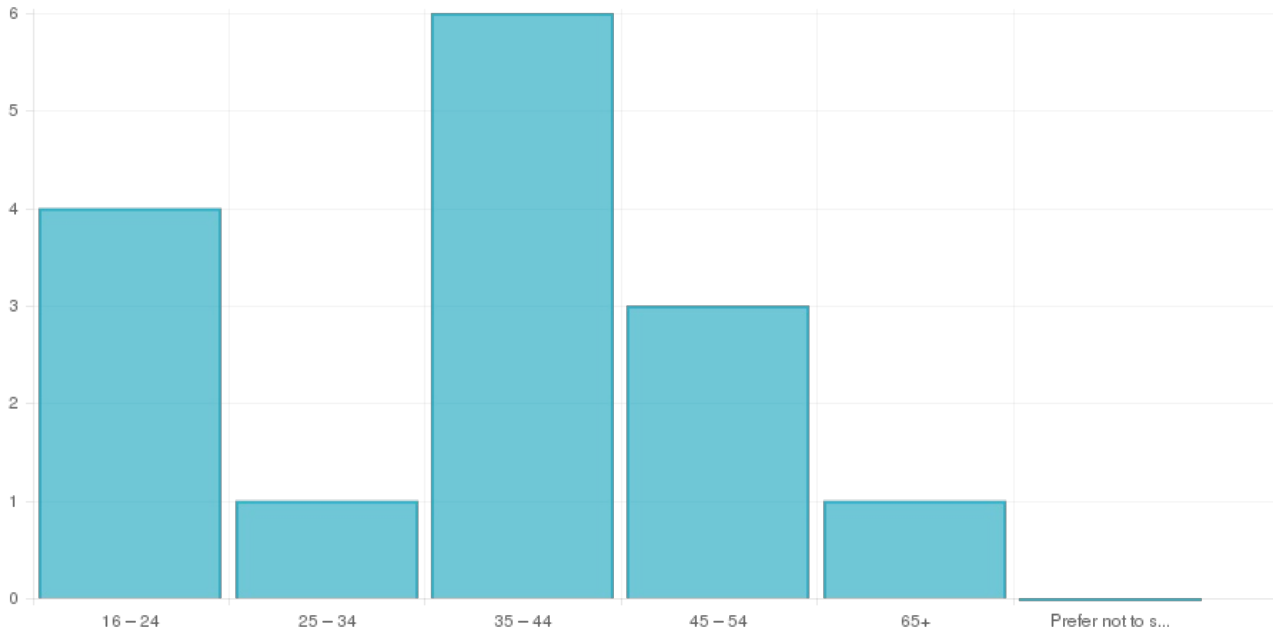
Select one category which best describes your role in the firm.

	Solicitor/Member or Director	Solicitor non Partner or Member	Other fee earner	Role directly supporting a fee earner	Manager	IT and HR	Barrister	CILEX	CLC	Patent Attorney	Costs Lawyer	Notary	Prefer not to say		Standard Deviation	Responses
All Data	7 (44%)	0 (0%)	3 (19%)	2 (13%)	0 (0%)	0 (0%)	0 (0%)	0 (0%)	1 (6%)	0 (0%)	0 (0%)	0 (0%)	0 (0%)	3 (19%)	1.96	16



## Which age category are you in?

	16 – 24	25 – 34	35 – 44	45 – 54	65+	Prefer not to say	Responses
AllData	4 (27%)	1 (7%)	6 (40%)	3 (20%)	1 (7%)	0 (0%)	15



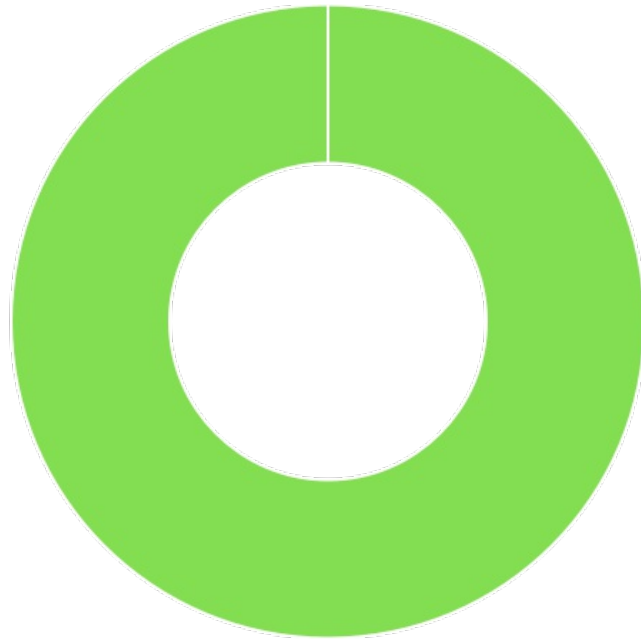
## Which gender do you identify with

	Man	Women	Other	Prefer not to say	Standard Deviation	Responses
AllData	7 (44%)	9 (56%)	0 (0%)	0 (0%)	4.06	16



Do you consider your own gender identity to be different from that associated with your sex as registered at birth?

	Yes	No	Prefer not to say	Standard Deviation	Responses
AllData	0 (0%)	16 (100%)	0 (0%)	7.54	16



Yes No Prefer not to say

The Equality Act defines a disabled person as someone who has a mental or physical impairment that has a substantial and long-term adverse effect on the person's ability to carry out normal day-to-day activities. If you have a condition which fits the Equality Act definition, please tick 'Yes' even if you are not limited by your condition.

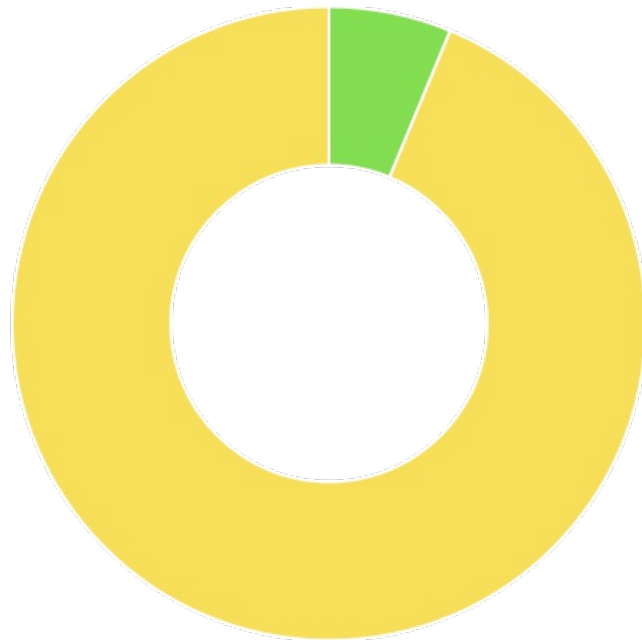
	Yes	No	Prefer not to say	Standard Deviation	Responses
AllData	2 (13%)	14 (88%)	0 (0%)	6.18	16



● Yes ● No ● Prefer not to say

Are your day-to-day activities limited because of a health problem or disability which has lasted, or is expected to last, at least 12 months?

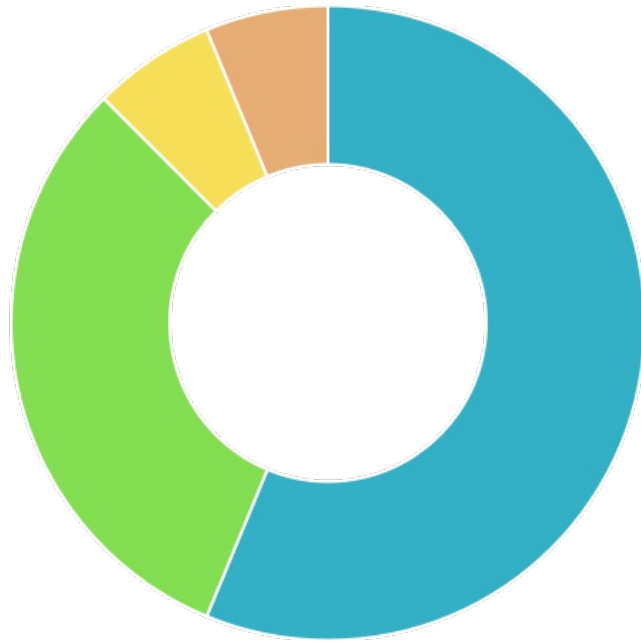
	Yes Limited a lot	Yes Limited a little	No	Prefer not to say	Standard Deviation	Responses
AllData	0 (0%)	1 (6%)	15 (94%)	0 (0%)	6.36	16



● Yes Limited a lot ● Yes Limited a little ● No ● Prefer not to say

# What is your ethnic group?

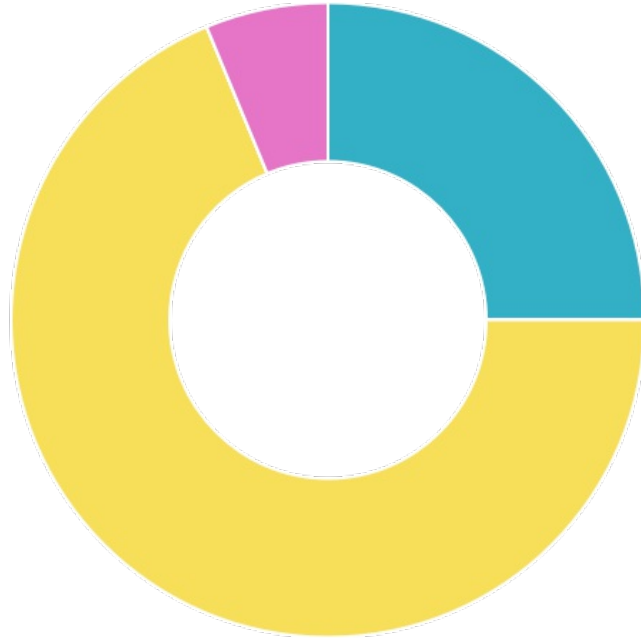
	British/English/Welsh/Northern Irish/Scottish/Irish	Any other White background	Chinese	Other	Bangladeshi	Indian	Pakistan	other Asian background	African	Other Black Background	White and Asian	White and Black African	White and Black Caribbean	White and Chinese	Any other Mixed/multiple	Other	Standard Deviation
All Data	9 (56%)	5 (31%)	1 (6%)	1 (6%)	0 (0%)	0 (0%)	0 (0%)	0 (0%)	0 (0%)	0 (0%)	0 (0%)	0 (0%)	0 (0%)	0 (0%)	0 (0%)	0 (0%)	2.4



- British/English/Welsh/Northern Irish/Scottish/Irish
- Any other White background
- Chinese
- Other
- Bangladeshi
- Indian
- Pakistan
- other Asian background
- African
- Other Black Background
- White and Asian
- White and Black African
- White and Black Caribbean
- White and Chinese
- Any other Mixed/multiple
- Other


## What is your religion or belief?

	No Religious Belief	Buddist	Christian	Hindu	Jewish	Muslim	Sikh	Other	Prefer not to say	Standard Deviation	Responses
AllData	4 (25%)	0 (0%)	11 (69%)	0 (0%)	0 (0%)	1 (6%)	0 (0%)	0 (0%)	0 (0%)	3.49	16



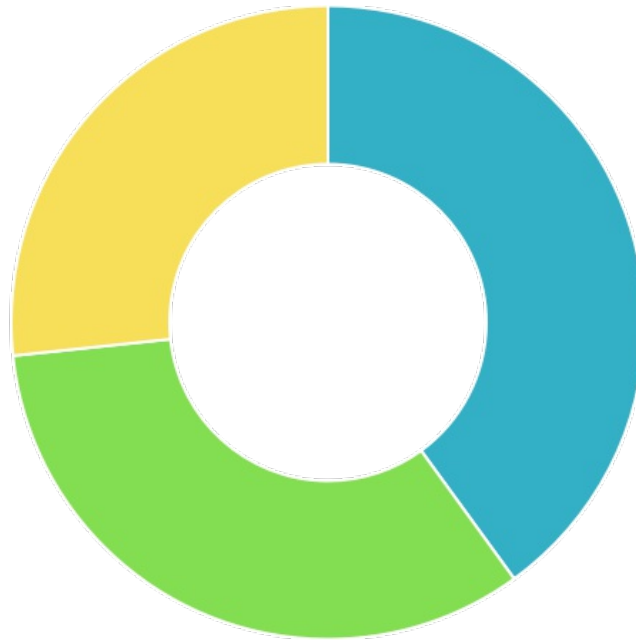
## What is your sexual orientation?

	Bisexual	Gay man	Gay Women/Lesbian	Heterosexual -Straight	Other	Prefer not to say	Standard Deviation	Responses
AllData	0 (0%)	0 (0%)	0 (0%)	16 (100%)	0 (0%)	0 (0%)	5.96	16



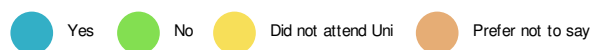
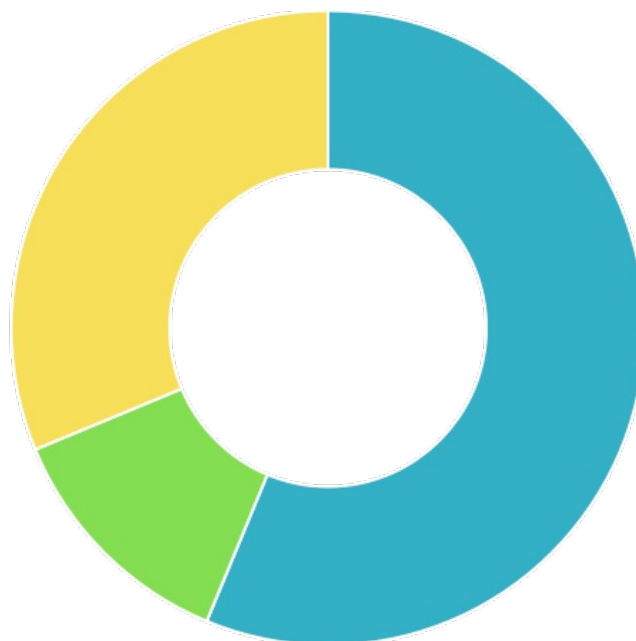
## Did you mainly attend a state or fee paying school between the ages 11 – 18?

	UK State School	UK Independent/Fee-paying School	Attended school outside the UK	Prefer not to say	Standard Deviation	Responses
All Data	6 (40%)	5 (33%)	4 (27%)	0 (0%)	2.28	15



## If you went to University (to study a BA, BSc course or higher), were you part of the first generation of your family to do so?

	Yes	No	Did not attend Uni	Prefer not to say	Standard Deviation	Responses
All Data	9 (56%)	2 (13%)	5 (31%)	0 (0%)	3.39	16





## Are you a primary carer for a child or children under 18?

	Yes	No	Prefer not to say	Standard Deviation	Responses
AllData	5 (31%)	11 (69%)	0 (0%)	4.5	16



## Do you look after or care for someone with long term physical or mental ill health caused by disability or age (not in a paid capacity)?

	No	Yes 1-19 hours a week	Yes 20-49 hours a week	Yes 50+ hours a week	Prefer not to say	Standard Deviation	Responses
AllData	15 (94%)	1 (6%)	0 (0%)	0 (0%)	0 (0%)	5.91	16

